

## RESULTS OF SURVEY ABOUT UTEP STUDENTS' PARKING BEHAVIOR

Conducted  
SPRING 2019

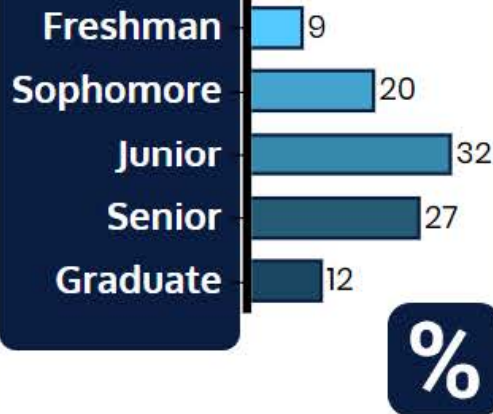
1022

PARTICIPANTS

533

PERMIT HOLDERS

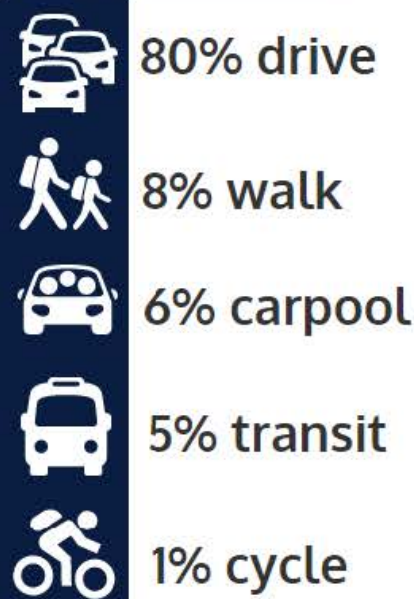
### CLASSIFICATION



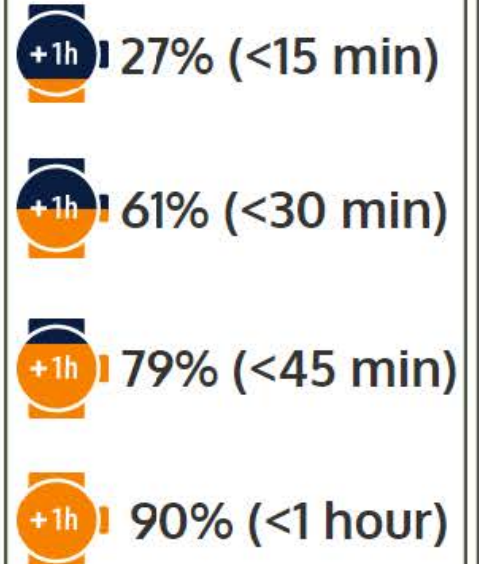
86%  
Full-time

### TRAVEL TO CAMPUS

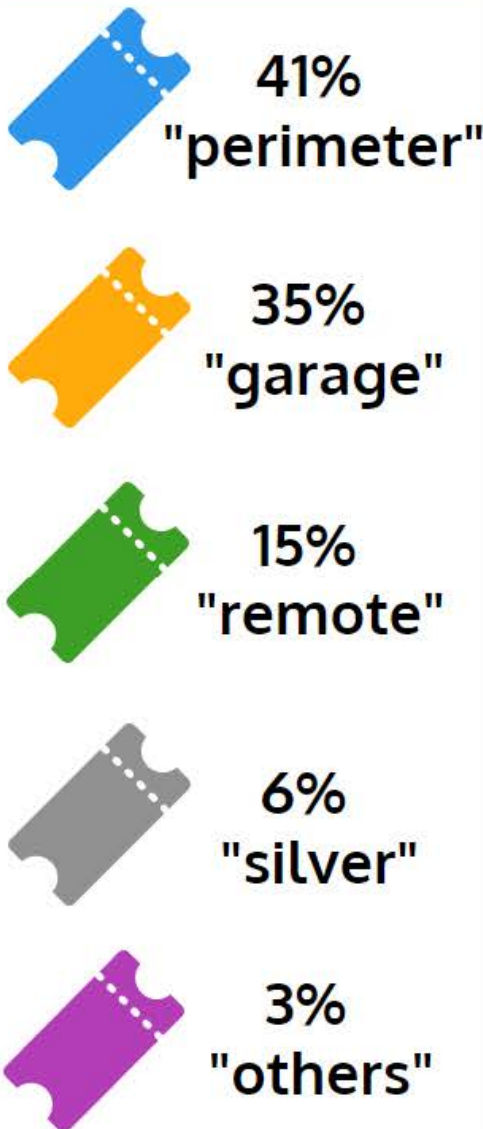
#### HOW ?



#### WHEN ?



### PERMIT TYPE



**P** 29 %

park in neighborhood and walk to campus



20 %  
use shuttle bus service

### MOST PREFERRED TECHNOLOGICAL SYSTEMS

#1

#### PERMIT SALES

make permit sales year round and purchase as easy as buying a concert tickets or booking hotel room online

#2

#### FLEXIBLE ZONE

allowed one permit to park in multiple lots

### FACTORS INFLUENCING PERMIT PURCHASE

1

40%  
"cost of permit"

2

25%  
"walking time"

3

19%  
"ease of finding a spot"